

August 2013

Dear District Administrator:


As part of the Department of Public Instruction's (DPI) efforts to encourage youth initiatives to promote healthy, resilient, and academically successful learners, we are again making grants available for the 2013-2014 school year. Enclosed you will find guidelines for the 25th annual Alcohol and Other Drug Abuse (AODA) Student Mini-Grant competition. The amount of these student-driven awards may not exceed \$1,000 each. Only one award may be granted to any student group, although districts and/or buildings may submit multiple proposals.

Projects should focus on AODA. They can also address its relationship to other related youth risk behaviors such as violence, bullying, alcohol traffic safety, tobacco use, suicide, and sexual risk behavior. Students should be directly responsible for the planning process as well as implementation, although adult advisors may guide the students through these processes as appropriate. Your district's AODA coordinator may have resources, as well as provide valuable assistance, to enable your students to write competitive mini-grant proposals.

The review of the proposals will be conducted by both DPI staff and various stake-holders. There will be consideration for equitable distribution of grant funds across the state and compliance with program requirements. Applications must be received, in hard copy, at the DPI by the end of the business day on Friday, October 4. The application and guidelines can be found at: http://sspw.dpi.wi.gov/sspw_miniprogram. Districts will be notified of funding decisions on or around November 25.

Please share this information with school staff, including classroom teachers and pupil services staff. If you have any questions about this grant process, please contact Randy Thiel, education consultant, at 608-266-9677 or randall.thiel@dpi.wi.gov.

Sincerely,



Tony Evers, PhD
State Superintendent

TE/ep
Enclosure

c: AODA Coordinator

Mini-Grant Program Overview

Comprehensive school health programs require youth involvement to create environments conducive to healthy, resilient, and successful learners. As part of the Department of Public Instruction's (DPI) efforts to encourage youth initiatives, we are offering the AODA Student Mini-Grant Program for the twenty-fifth (25th) year, in the 2013-2014 school year. Funds will be available on a competitive basis for schools throughout the state to support education, prevention, and intervention programs designed by the students, targeting alcohol and other drug abuse (AODA) and other youth risk behaviors such as tobacco use, alcohol traffic safety (ATS), violence, suicide, etc. **In addition, a major funding priority of the mini-grant program is the involvement of youth in the planning and implementation of the project.** Consideration will be given based on the educational value of the project and statewide geographic distribution of funds. The amount of each individual mini-grant award may not exceed \$1,000.

What are they for?

Student mini-grants fund prevention and wellness projects targeting AODA or other youth risk behaviors (tobacco use, violence, bullying, suicide, traffic safety, and sexual risk behaviors) developed by students for students.

Who can apply?

Any group of students from a Wisconsin public school, grades K-12, can fill out the application that describes a prevention or wellness project in which they are interested. Each student group may only apply for a single project, although a school or district that has multiple groups may submit multiple applications. Students in a private school may collaborate with a public school, but may not apply directly for a student mini-grant.

What can we get?

Each funded project may be awarded up to \$1,000.


When are they available?

Applications will be mailed to the districts in August and will also be available on the DPI website. They are due at the DPI in hard copy by the end of the business day on October 4, 2013. The project needs to be completed and final claim submitted by June 13, 2014.

The application may be found at: http://sspw.dpi.wi.gov/sspw_miniprogram

What are some good ideas for projects?

Some ideas for projects are peer helper or educator programs, wellness fairs, skits, and awareness campaigns that focus on prevention for students, parents, and community members (see more detailed list on page 3).



Who can we get more information from?

For more information, applications, or questions, contact Randy Thiel at the Department of Public Instruction: randall.thiel@dpi.wi.gov or 608-266-9677.

Timeline for AODA Student Mini-Grants

August, 2013	Distribution of application materials for the AODA Student Mini-Grants to building principals, district administrators, and AODA coordinators.
October 4, 2013	Student mini-grant application due to DPI or MPS Central Office in hard copy. No faxes or emails will be accepted
November 25, 2013	Mini-grant funding notifications mailed to schools.
June 13, 2014	Completion of project and End-Of-Year Report submitted to DPI.
June 30, 2014	End of fiscal year. Final claim submitted to DPI.

Program Requirements

- The focus of the project must target AODA or related youth risk behaviors in the area of education, prevention, or intervention.
- The project must be developed by student groups, clubs, or classes (reviewers will bear in mind that elementary students will need more advisor guidance than those at the high school level).
- Each student group, club, or class may submit only one project, although more than one project may be submitted per school district/school building.
- No grant award may exceed \$1,000.
- Private schools are not eligible to receive grants; however, they may partner with public schools.

Priorities for Funding

Grant reviewers will place an emphasis on:

- Projects that have youth involvement in the planning, writing, and implementation of the grant.
- Projects where students target AODA issues, or related youth risks such as: AIDS/HIV, suicide, tobacco use, traffic safety, violence, or teen pregnancy.
- Projects that exhibit a high degree of educational value that extends beyond the cycle of funding.
- Youth leadership groups focusing on advocating against tobacco with FACTivisms or FACT (Fight Against Corporate Tobacco) activities. (See more information on page 3.)

Project Ideas for Youth to Consider

Peer helper or educator programs, wellness fairs, prevention plays, and awareness campaigns that focus on prevention for students, parents, and community members are suitable activities. The development of SADD chapters, Just-Say-No clubs, or any other creative group or activity that you believe can help prevent alcohol, tobacco and other drug abuse, or traffic safety may be an appropriate use of the funds. See the following for more ideas.

Parent/Community Education and Involvement

Helping parents promote a drug-free lifestyle, understand risk behaviors, and set guidelines:

- Panel discussions
- Straight talk: parent-to-parent, youth-to-adult, and adult-to-youth
- Develop parent networks
- Mini-grant could pay for speakers, materials, visual aids

Monthly or quarterly family and community AODA prevention activities:

- Students write prevention puppet show; give for parents
- Store window displays
- Booth at county fair or other community events/forums
- Health Wellness Fair
- AODA Prevention Family Carnival
- Interview community people who are good role models for healthy living
- Mini-grant could fund materials, visual aids, transportation, or printing



Peer Educators

Research shows teens who deliver a prevention message to peers, as well as younger students, have a powerful influence.

Some suggested topics:

- Youth advocating against tobacco (such as FACT groups or existing youth groups participating in FACTivisms). For more information go to: <http://www.fightwithfact.com/>.
- Impact of tobacco on individuals, families, and society
- Information on the impact of bullying
- Impact of alcohol and other drugs on violent behavior and accidents
- Information on traffic safety – including drinking and driving issues
- Anti-smoking information
- Conflict resolution
- Refusal skills
- Positive attitudes and self-esteem as related to risk prevention
- Risks for contracting HIV/AIDS

Some ways to deliver the message:

- Puppet shows
- Plays/skits
- Role plays
- Musicals
- Small group discussion
- Art: quilt squares, prevention theme murals
- After-school rap sessions
- Students arrange for speaker and follow-up by leading small group discussions
- Mentoring
- Mini-grants can be written to fund training for high school or middle school students, materials, costumes, puppets, printing, and transportation

Peer educator programs need to have:

- A focus on prevention of youth risk behaviors including: AODA, tobacco use, violence, bullying, suicide, HIV, or sexual risk behaviors
- Youth involvement
- Training for presenters
- A presentation that is clearly understood, motivational, and age-appropriate for audience
- Small-group discussion, activity, or practice of skills
- Evaluation and follow-up

School/Community/Youth Awareness and Information Programs


- Prevention PSAs (Public Service Announcements)
- Prevention placemat contest; placemats in restaurants
- Prevention billboards along with design contest
- Prevention video on local cable channel
- Inhalant information for students and parents
- Internet homepage with new information and slogan each month
- Driving Issue Guides to educate parents about setting rules/contracts for teen driving
- Newsletters; Youth Yellow Pages
- Awareness week before prom: make tiled tables for cafeteria, targeting teen pregnancy, alcohol use and driving, lung cancer, and HIV/AIDS. Students meet with someone affected and design tile for tables to address the issues.

Tips for Planning/Implementing

“The most important part of being a member of our AODA Program is making an influence on my other peers and underclassmen.” –Student Comment



A recent review of literature conducted by the Academy for Educational Development Evaluation & Consultation Center revealed that peer-led education programs can be effective in reducing alcohol, tobacco, and other drug (ATOD) use among youth. These programs have also shown to have a positive impact on the peer educators themselves; increasing their knowledge and self-efficacy, as well as influencing health risk behaviors.



“I’m involved because I want to help younger students stay on the right track and feel comfortable and confident.” –Student Comment

High Quality Peer Programs Should:

- Be based on a solid foundation in social learning and social influence theories that address how learning and behavior change occur on the individual level and within social networks;
- Use interactive, developmentally appropriate teaching methods that emphasize experiential learning rather than the presentation of information only in a didactic manner;
- Utilize class sizes that are conducive to small-group instruction;
- Use follow-up sessions to update and reinforce original program content;
- Be provided to more than one class;
- Be well-organized and be conducted in an organized manner;
- Be implemented by peers who present the curriculum in an interesting, dynamic manner;
- Or be delivered by a skilled adult or peer leader, competent in group processes.

Important Things To Remember

- Limit expenditures on food to that which is related to events that include education, prevention, or intervention activities and information sharing (e.g., meal in conjunction with a peer helper training).
- Door prizes are not to be paid for out of grant funds.
- These are student-led projects. Students should be involved from the very start (e.g., planning and writing the grant).
- Planning a series of activities can be more effective (and usually is rated higher) than a one-time event.
- DPI student mini-grants must have a connection to prevention of AODA or related youth risk behaviors.



“I like being a peer educator because it puts together a group of caring, involved students to help others.” –Student Comment

“The most important part of our peer program is that we help people understand what we’re doing and what they should do.” –Student Comment



“We help others understand that things that happen to one person can happen to others.” –Student Comment

Tips for Designing Peer Involvement Programs

- Clearly define the target population, in terms of age, ethnicity/race, gender, sexual orientation, socio-economic status, and life experiences; then select peer educators accordingly. Example: Peer leaders are nominated by their classmates. Adult advisors make sure leaders are representative of the diversity of the student body.
- Articulate program philosophies, goals, and objectives, and use these priorities to guide program design. Example: If your program focuses on the prevention of risk behaviors or the maintenance of healthy behaviors, select peer educators who can serve as positive role models for the other students.
- Determine the roles and responsibilities of peer educators. Example: When implementing peer education programs, youth may have the sole responsibility to deliver instruction, but development of the curriculum is a shared responsibility between youth and adults.
- Ensure program goals are consistent with the setting or location of the program. Example: School-based programs are an efficient way to reach large populations of youth. Schools are well-suited to provide prevention-focused knowledge and skills to general populations.
- Provide the necessary resources. Example: Peer educators need appropriate training in the content area, teaching strategies, facilitation, and communication skills.
- Ensure that the person who coordinates the program understands the value of peer programs and is committed to working with youth. Peer-based interventions require involvement from adults for supervision, quality assurance, coordination, guidance, and other types of support.
- Prepare for peer educator and staff turnover. Peer educators may have high turnover rates due to schedule conflicts, other academic and/or extra-curricular activities, or graduation from school. Adult coordinators will most likely have a number of other responsibilities. Example: Some program coordinators recruit new peer educators as part of the program delivery.
- Plan for evaluation in the timeline and budget. Evaluations are needed to assess both the effectiveness and cost-effectiveness of peer programs. Because evaluation is such an integral part of program design, evaluation plans should be defined at the very beginning of program conceptualization, and necessary resources should be set aside. Example: When planning how you will evaluate the project, consider these questions:

Who is this information for? Who will use the findings?

What information do we want to know?

How is the information to be used?

When is the information needed?

What resources are available to conduct the evaluation?



“What would I tell others, who want to be Peer Educators? Go for it! It’s lots of fun!” –Student Comment

Program Benchmarks

(See Section III, Project Abstract, and Section IV, Project Narrative, of the Mini-Grant Application online.)

Criteria	Characteristics of Strong Ratings
<p>1. Project Abstract Provide a brief description of the program and activities to be developed and implemented by students at a building, district, or community level.</p>	<ul style="list-style-type: none"> The abstract clearly describes the project.
<p>2. Project Narrative Describe how the idea for this project was developed, including student participation.</p>	<ul style="list-style-type: none"> The major factors/issues that generated the idea for this project are clearly outlined. Students were directly involved in the planning process. Students will be directly involved in implementation of the project.
<p>3. What problems at your school will this mini-grant address? Describe how this project will help prevent or reduce student alcohol and other drug abuse or other risk behaviors such as tobacco use, violence, bullying, suicide, traffic safety, and sexual risk behaviors.</p>	<ul style="list-style-type: none"> The problem(s) are identified by utilizing objective facts/data and/or illustrates a representative sample of the student population that is concerned about this problem. The problem(s) have a direct link to AODA or related youth risk behaviors such as tobacco use, violence, bullying, suicide, traffic safety, and sexual risk behaviors.
<p>4. What steps/activities will be done to address the problem(s) described in the answer to Question #3?</p>	<ul style="list-style-type: none"> The activities are clearly described and logically lead to impacting the problem of AODA or related youth risk behaviors. The activities are attainable/realistic within the timeframe of the grant. Activities in the proposal are ongoing - not just a "one shot" deal. Activities have a positive educational value. A reasonable number of students are involved in carrying out the proposed project.
<p>5. Describe how you will measure your success in addressing the problem(s) described in Question #3.</p>	<p>Measures of success:</p> <ul style="list-style-type: none"> Are reasonable for addressing the problem. Include not only process measures (# served, etc.) but also identify outcome measures (changes in attitudes, behaviors, knowledge, skills) as measured by a pre/post test.
<p>6. Describe who, when, and how many people will benefit from the project and describe the skills, knowledge, behaviors, or attitudes they are expected to acquire.</p>	<ul style="list-style-type: none"> A reasonable number of people (students, staff, parents, community members) will benefit from the project. Describes how people will benefit in terms of knowledge or skills acquired. Describe how these benefits relate to the initial problem.
<p>7. Budget</p>	<ul style="list-style-type: none"> Budget is reasonable, appropriate and logically connected to mini-grant project. Budget provides 20 percent in-kind matching costs.



Student AODA Mini-Grant Program

Introduction

Comprehensive school health programs require youth involvement to create environments conducive to healthy, resilient, and successful learners. As part of the Department of Public Instruction's efforts to encourage youth initiatives, we are offering the Student AODA Mini-Grant Program for the 25th year, the 2013-14 school year. Funds will be available on a competitive basis for schools throughout the state to support education, prevention, and intervention programs designed by the students, targeting alcohol and other drug abuse (AODA) and other youth risk behaviors such as tobacco, traffic safety, violence, suicide, etc. In addition, a major funding priority of the mini-grant program is the involvement of youth in the planning and implementation of the project. Consideration will be given based on the educational value of the project and statewide geographic distribution of funds. The amount of each individual mini-grant award may not exceed \$1,000.

2013-14 Mini-Grant Calendar

October 4, 2013	Mini-Grants due in hard copy to DPI
November 25, 2013	Notification/Grant Awards sent to districts
June 13, 2014	EOY Report due to DPI
June 30, 2014	Fiscal claims due to DPI

2013-14 Student Mini-Grant Forms and Resources

[2013-14 Mini-Grant Application](#) - Note this is a fill-enabled form. Use the tab key to move from one field to the next field. No faxed or e-mailed copies will be accepted.

[2013-14 Student Mini-Grant Application Guidelines](#)

[Student Mini-Grant Reviewer Benchmarks](#)

[Commonly Asked Questions: Mini-Grant](#)

[End of Year Report Form](#)

[Program Fiscal Report](#)

For questions about this information, contact [Randall Thiel](http://sspw.dpi.wi.gov/user/823/contact) (<http://sspw.dpi.wi.gov/user/823/contact>) (608) 266-9677

Team Content • [Alcohol and Other Drug Abuse \(AODA\) Grant Programs](#)

Keywords:



<http://wisconsin.gov> State Superintendent of Public Instruction Tony Evers, Department of Public Instruction
125 S. Webster Street • P.O. Box 7841, Madison, WI 53707-7841 (800) 441-4563

[Contact Us](http://dpi.wi.gov/Contact) (<http://dpi.wi.gov/Contact>) [About Us](http://dpi.wi.gov/content/about-us) (<http://dpi.wi.gov/content/about-us>)

[Copyright](http://dpi.wi.gov/content/copyright-dpi-website-use-and-disclaimer) (<http://dpi.wi.gov/content/copyright-dpi-website-use-and-disclaimer>) [Privacy](http://dpi.wi.gov/content/privacy) (<http://dpi.wi.gov/content/privacy>)

[Non-Discrimination](http://dpi.wi.gov/content/official-dpi-nondiscrimination-clause) (<http://dpi.wi.gov/content/official-dpi-nondiscrimination-clause>) [Accessibility](http://dpi.wi.gov/content/accessibility) (<http://dpi.wi.gov/content/accessibility>)

[Sign In](#) [DPI Home](http://dpi.wi.gov) (<http://dpi.wi.gov>)